

Living Life!

Number 8

December 2006

Virginia, U.S.A.

page 1

Christmas is coming! But what is Christmas really all about? Giving gifts? Singing Christmas songs? Decorating our houses and trees and yards? Celebrating the soon beginning of a new year? Santa Claus?



Actually, Santa Claus is a myth. You can read about him at www.stnicholascenter.org/Brix?pageID=35.

There was really a man named Nicholas who used to help the poor by giving them money. Read about him at www.stnicholascenter.org/Brix?pageID=38.

In the midst of all the gift buying and everything, let's not forget the birth of Jesus. True, no one knows the exact day of Jesus' birth. Our culture tells us it is December 25. The exact date isn't important, but remembering Jesus Christ *is* important.

Read more about the true meaning of Christmas at www.christiananswers.net/christmas/home.html. (You can watch a movie on that website, too.) You can also read part of the true story of Christmas on page 3 of this magazine.



www.tnpsc.com

My family really loves Christmas! Before December 25th we go to church to worship God. We sing songs about the birth of Jesus and children act out the story of Mary and Joseph and the baby Jesus. Our pastor preaches about Jesus the Messiah.

We decorate our homes with beautiful Christmas lights and decorations. Every December I put a sign and wooden figures in our front yard so that our neighbors don't forget that this is a celebration of the birth of Jesus.



nativity scene in our front yard

On Christmas Day we drink tea and have eggs and "birthday cake" for breakfast. This "cake" is really a huge cinnamon roll that has a candle in the middle of it. We light the candle and sing "Happy Birthday" to Jesus.



Christmas birthday cake

(The recipe for making cinnamon rolls and this Christmas birthday cake is on page 5 of this magazine.)

Before we open our gifts on Christmas Day (December 25), we read the story of Jesus' birth from the Bible (like the story on page three of this magazine). Then we pray and thank God for sending Jesus so that we could have eternal life. And after that we open our gifts and have a fun time.

We usually have guests join us for a big turkey dinner. Mmmm ... it's really yummy!

What is True Freedom?

What is really “true freedom”? If we knew that we would have eternal life when we died, then that would definitely be true freedom, right?!

The true meaning of Christmas really *is* about gifts. Eternal life is a gift that comes from God. Let’s try to understand the gifts of God – and never forget them!

Gifts

Gift #1 – life. God gave us life – he created us. How did that happen? In the beginning God spoke and created the world by his Word.

Gift #2 – the prophets. God gave men like Moses and Abraham the task of giving his message to people so that they would obey God with their lives.

Gift #3 – Jesus. Because God loves us, he gave us an amazing gift – he sent Jesus to us! Many years before God sent the Prophet Jesus to the world, his birth was predicted by some of the prophets that had lived before him.

Jesus is special and like no other prophet that we have ever known. He is the gift of God **for the whole world**, not just for one group of people. Here’s why:

- (1) Jesus’ mother was a virgin.
- (2) The place of Jesus’ birth was prophesied. He was born in the city of Bethlehem (the city of King David).
- (3) Thousands of God’s angels announced Jesus’ birth: his mother, her husband, and some

shepherds were told about his birth.

(4) The Star of Jesus brought some “Magi” (kings from the East who studied the stars) to his home so that they could worship him. (Read the story on page 3.)

Why did Jesus become a person and come to us? To free us and so that we could have the true light:

“The Spirit of the LORD God has taken control of me! The LORD has chosen and sent me to tell the oppressed the good news, to heal the brokenhearted, and to announce freedom for prisoners and captives. This is the year when the LORD God will show kindness to us and punish our enemies. The LORD has sent me to comfort those who mourn.” (prophecy of Isaiah 61:1-2)

Gift #4 – eternal life. We and the people God created in the beginning are disobedient to God and are therefore separated from God – spiritually dead and in the end of life on the earth physically dead. However, God wants people to be *with* him (alive) and doesn’t want people to be *separated* from him (dead). God wants us to be with him eternally (for ever).

Jesus is life! Jesus came so that those who believe on his name will have the right to become spiritual children of God. Through Jesus, God turns our darkness into light.

We are saved by God’s grace and by faith and *not* by our actions. If we accept this gift from God (Jesus) and believe in him, we will have eternal life. And after our bodies die, we will stay with God forever.

And *that* is true freedom.

“But the LORD will still give you proof. **A virgin is pregnant; she will have a son and will name him Immanuel.** ... A child has been born for us. **We have been given a son** who will be our ruler. His names will be Wonderful Advisor and Mighty God, Eternal Father and Prince of Peace. His power will never end; peace will last forever. He will rule David’s kingdom and make it grow strong. He will always rule with honesty and justice. The LORD All-Powerful will make certain that all of this is done.”

- prophecy of Isaiah 7:14; 9:6-7 CEV


“But you, **Bethlehem** Ephrathah, though you are small among the clans of Judah, out of you will come for me one who will be ruler over Israel, **whose origins are from of old, from ancient times.**”

- prophecy of Micah 5:2 NIV

“But the angel said to them, ‘Do not be afraid. I bring you good news of great joy that will be **for all the people.** Today in the town of David a **Savior** has been born to you; he is Christ the Lord. This will be a sign to you: You will find a baby wrapped in cloths and lying in a manger.’ Suddenly a great company of the heavenly host appeared with the angel, praising God and saying, ‘Glory to God in the highest, and on earth peace to men on whom his favor rests.’ ” - announcement of the angels to the shepherds (Luke 2:10-14 NIV)

The Birth of Jesus Christ

This is how Jesus Christ was born. A young woman named Mary was engaged to Joseph from King David's family. But before they were married, she learned that she was going to have a baby by God's Holy Spirit. Joseph was a good man and did not want to embarrass Mary in front of everyone. So he decided to quietly call off the wedding. While Joseph was thinking about this, an angel from the Lord came to him in a dream. The angel



said, "Joseph, the baby that Mary will have is from the

Holy Spirit. Go ahead and marry her. Then after her baby is born, name him Jesus, because he will save his people from their sins." So the LORD'S promise came true, just as the prophet had said, "A virgin will have a baby boy, and he will be called Immanuel," which means "God is with us." After Joseph woke up, he and Mary were soon married, just as the LORD'S angel had told him to do. But they did not sleep together before her baby was born. Then Joseph named him Jesus.



The Wise Men ("Magi")

When Jesus was born in the village of Bethlehem in Judea, Herod was king. During this time some wise men from the east came to Jerusalem and said, "Where is the child born to be king of the Jews? We saw his star in the east

and have come to worship him." When King Herod heard about this, he was worried, and so was everyone else in Jerusalem. Herod brought together the chief priests and the teachers of the Law of Moses and asked them, "Where will the Messiah be born?" They told him, "He will be born in Bethlehem, just as the prophet wrote, 'Bethlehem in the land of Judea, you are very important among the towns of Judea. From your town will come a leader, who will be like a shepherd for my people Israel.'" Herod secretly called in the wise men and asked them when they had first seen the star. He told them, "Go to Bethlehem and search carefully for the child. As soon as you find him, let me know. I want to go and worship him too." The wise men listened to what the king said and then left. And the star they had seen in the east went on ahead of them until it stopped over the place where the child was. They were thrilled and excited to see the star. When the men went into the house and saw the child with Mary, his mother, they knelt down and worshiped him. They took out their




gifts of gold, frankincense, and myrrh and gave

them to him. Later they were warned in a dream not to return to Herod, and they went back home by another road.

The Escape to Egypt

After the wise men had gone, an angel from the Lord appeared to Joseph in a dream and said, "Get up! Hurry and take the child and his mother to Egypt! Stay there until I

tell you to return, because Herod is looking for the child and wants to kill him." That night, Joseph got up and took his wife and the child to Egypt, where they stayed until Herod died. So the LORD'S promise came true, just as the prophet had said, "I called my son out of Egypt."



The Killing of the Children

When Herod found out that the wise men from the east had tricked him, he was very angry. He gave orders for his men to kill all the boys who lived in or near Bethlehem and were two years old and younger. This was based on what he had learned from the wise men. So the LORD'S promise came true, just as the prophet Jeremiah had said, "In Ramah a voice was heard crying and weeping loudly. Rachel was mourning for her children, and she refused to be comforted, because they were dead."

The Return from Egypt

After King Herod died, an angel from the Lord appeared in a dream to Joseph while he was still in Egypt. The angel said, "Get up and take the child and his mother back to Israel. The people who wanted to kill him are now dead." Joseph got up and left with them for Israel. But when he heard that Herod's son Archelaus was now ruler of Judea, he was afraid to go there. Then in a dream he was told to go to Galilee, and they went to live there in the town of Nazareth. So the LORD'S promise came true, just as the prophet had said, "He will be called a Nazarene."

- Matthew 1:18-2:23 CEV

Email

☞ Hello Shireen (my respected sister).

I am very thankful for you and for this magazine that you send me every month. Believe me, I send it al all my friends.

Thanks again.

Your brother,

Î.Z.

☞ Hello.

I read it. Thanks. I'll send it to my friends..

M.R.

☞ Hi.

How are you, Miss Shireen? I hope you're well. We miss you. We hope to see you again...

We feel like you are with as all the time because you are trying to send these essays for us all the time. I don't know how to thank you enough. We think about you all the time.

Thanks again to you my biggest sister. I wish you the best in life.

H.J.H.

☞ Thank you so much! This is very good! ☺

Congratulations!

G.S.

☞ Forgive me, because I'm a Kurd, not an American. You wrote about the American holiday Thanksgiving, but you didn't say "Happy Holidays" to us for Ramadan?

B.R.

Hello! And Happy Holidays (Ramadan) to you!

I know that you aren't an American, but some of my Kurdish friends are Americans and live in America and enjoy our Thanksgiving holiday. And because of that I wrote about Thanksgiving – and also so that all of you could learn about our American culture and history ... and how the U.S.A. was begun ... and how democracy in America was begun ...

Your sister,

Shireen

☞ Hi, Shireen.

How are you and your friends? "*Living Life!*" number 7 came – thanks. I told my friends about it. Please send "*Living Life!*" to:

1__@yahoo.com; 2__@yahoo.com.

S.N.

☞ Hello, Shireen.

Your work is really good. I heard about you from my friend A from Zakho. He showed me a copy of "*Living Life!*" and I liked it. Thanks for spending time writing "*Living Life!*".

A.

Recipe for Cinnamon Rolls

(1) Mix together with a wooden spoon in a large bowl:

- ½ cup warm water
- 2 Tablespoons dry yeast
- 1 Tablespoon sugar



(2) Wait 10 minutes and then add:

- 1½ cups warm milk
- ½ cup sugar
- 2 teaspoons salt
- 2 eggs
- ½ cup butter
- 7-8 cups flour



(3) Mix it together. Then take it out of the bowl and put it on a plastic cloth that has some flour on it. Add a little more flour when needed so it doesn't stick to your hands. Knead the dough with both of your hands for 5 minutes.




(4) Put a little oil in the (clean) bowl. Then put the dough in it. Turn the dough so that it gets oil all over it.



(5) Cover the bowl with a damp cloth. Put it in a warm place to rise.



(6) After about 1-2 hours take the dough out. Divide it into two parts. Work with half of the dough at a time on the plastic cloth.



(7) Use a rolling pin to flatten the dough. It should be about 1-2 centimeters thick.

(8) Spread soft butter all over the dough.

(9) In a small bowl mix together some sugar and cinnamon. Sprinkle some of that mixture over the dough.



(10) Roll the dough up.

(11) Grease a metal or glass pan and put the dough in it. You can shape it in one or two ways:

- (a) Make a circle out of the rolled up (uncut) dough.
- (b) Cut the rolled dough every 2-3 cm and lay the pieces flat.



(12) Cover the pans with a damp cloth. Put them in a warm place to rise.

(13) When the dough has risen (after about 30-45 minutes), put it in the oven for about 25 minutes.



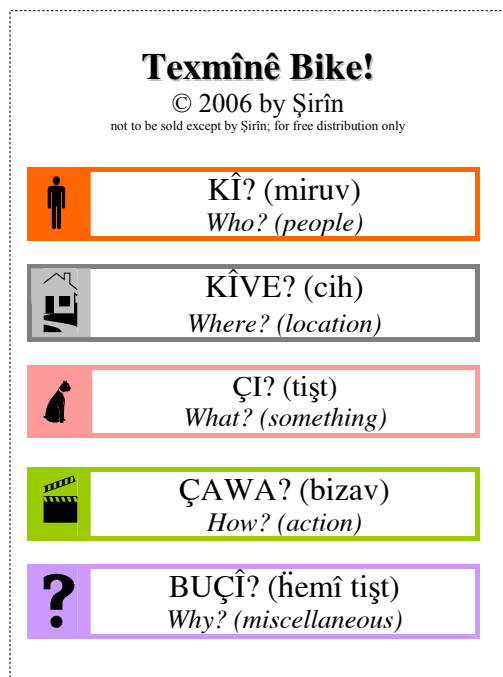
Bake at 375° (F) in America
or at 190° (C) in Kurdistan or Europe.

(14) Eat it when it's warm. It's delicious!



Directions for Playing “Texmîne Bike!” (“Guess!”)






This is a picture drawing game. Anyone can play. You can have two or three or any number of people play. You can also play the game in teams. Before you play, you must cut the cards apart with scissors. After you cut them, each page will give you 9 cards. Turn the cards face down so you can't see the words.



The Beginning of the Game

One person on each team chooses a card and looks at it, but it's important that he doesn't let his teammates see the card. Choose one of the categories, e.g., **What? clock** (Who? Where? What? How? Why?). Your opponent (who will be drawing at the same time as you) should see the card and should know which category you've chosen. Announce the category to your teams (but don't tell them what the guessing word is). Just say the category, like "What?" or "thing" so that they know which category you'll be drawing.

◀ The first card (from the magazine 2 months ago) isn't for playing, but it explains the different categories, which are:

-  Who? = for pictures of people
-  Where? = for pictures of places or cities
-  What? = for pictures of things
-  How? = for pictures of actions (verbs)
-  Why? = for pictures of anything else, some of which are rather challenging to draw

The second card (from 2 months ago) is like this one: ►

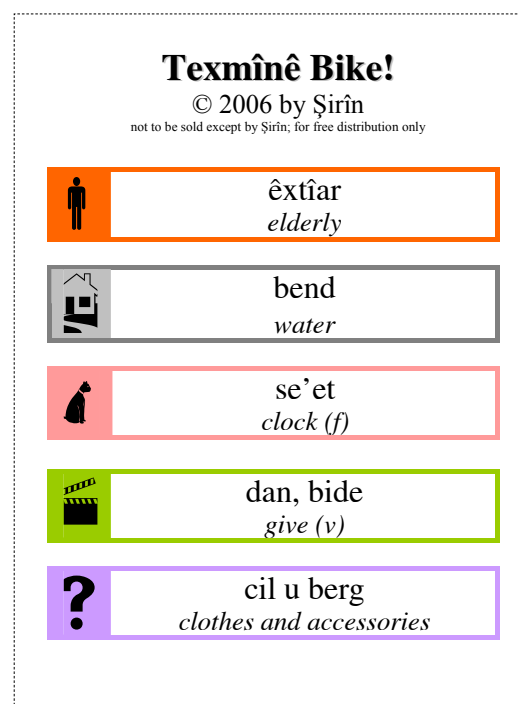
After you tell your teammates what the category is, begin drawing pictures of that word. But **you must not talk as you draw** - just draw! (Draw quickly! If your teammates don't figure your picture out, draw another picture.)

Your teammates must guess what you're drawing by calling out words that they think your picture represents. If they say the word on the card before the other team guesses the word correctly, your team gets a point.

If you're playing in teams, your opponent also draws the same word at the same time that you draw it. All the teammates try to guess the word at the same time

This game is lots of fun, and anyone can play it. But it's more fun if four or more people play so that you can have two teams.

You can also play this game by acting out the word without speaking (charades).



Have fun! 😊

Texmîne Bike!

© 2006 by Şîrîn - jeenuazadi@cs.com
not to be sold except by Şîrîn, for free distribution only



Corc Buş

George Bush (president of the U.S.A.)



Diyarbakir

Diyarbakir (city in Turkey)



memkê biçîka

baby bottle



lê pirsîn, lê bipirse

interview (v)



birinc u savar

rice and cracked wheat

Texmîne Bike!

© 2006 by Şîrîn - jeenuazadi@cs.com
not to be sold except by Şîrîn, for free distribution only



Ahmedê Xanê

Ahmade Khanay (poet)



Xabîrê Fîrat

Euphrates River



kemputer

computer (f)



xwandin, bixwîne

read (v)



bîanî

foreign

Texmîne Bike!

© 2006 by Şîrîn - jeenuazadi@cs.com
not to be sold except by Şîrîn, for free distribution only



zêlam

male



Hewlêr

Erbil



kitk u mişk

cat and mouse



telefun girtin, telefunê bigire

hang up the telephone (v)



tam

taste

Texmîne Bike!

© 2006 by Şîrîn - jeenuazadi@cs.com
not to be sold except by Şîrîn, for free distribution only



têgeheştî

intelligent



Bağda

Baghdad



de'we

invitation



gijluk hatin, gijluk bê (were)

hail (v)



Cejina deykîna Îsaî

Christmas

Texmîne Bike!

© 2006 by Şîrîn - jeenuazadi@cs.com
not to be sold except by Şîrîn, for free distribution only



bi hâl

pregnant



Amedî

Amediya (city built on a plateau)



me'xeb

dusk (f)



paqij kirin, paqij bike

clean (v)



êkşemb

Sunday (f)

Texmîne Bike!

© 2006 by Şîrîn - jeenuazadi@cs.com
not to be sold except by Şîrîn, for free distribution only



bi sitar

conservative



Drîm Sîfî

Dream City (amusement park in Dohuk)



giran

heavy



firutin, bifiruşe

sell (v)



kezîk

braid

Texmîne Bike!

© 2006 by Şîrîn - jeenuazadi@cs.com
not to be sold except by Şîrîn, for free distribution only



xesusî

private



Endîwer

Andeewar (city in Syria)



hîlî

smooth



serif kirin, serif bike

change / exchange money (v)



kotîlk u îprax

meat patties and stuffed vegetables

Texmîne Bike!

© 2006 by Şîrîn - jeenuazadi@cs.com
not to be sold except by Şîrîn, for free distribution only



zêngîn

rich (people)



Silêmanî

Suleymania



KDP

Kurdish Democratic Party of Kurdistan



kirrîn, bikirre

buy (v)



nuqî

underwater

Texmîne Bike!

© 2006 by Şîrîn - jeenuazadi@cs.com
not to be sold except by Şîrîn, for free distribution only



esle'

bald



Kwêt

Kuwait



kefçik u çetal

spoon and fork



bi deyn dan, bi deyn bide

lend (v)



tehînî

beige

Alphabet

A, a Australia



J, j Jordan



S, s sunflower



B, b bicycle



K, k kangaroo



T, t tomato



C, c camel



L, l lemon



U, u umbrella



D, d dress



M, m monkey



V, v van



E, e eye



N, n nurse



W, w watermelon



F, f fox



O, o old



X, x x-ray



G, g guard



P, p porcupine



Y, y yawn



H, H hotel



Q, q queen



Z, z zebra



I, i Iraq



R, r rope



A Mother and her Child

This rug is from the Dohuk, Iraq marketplace, 2003.

